


Name: _____

Date: _____


Number Line Worksheet

Identify where each set of points should be placed on the number lines below.

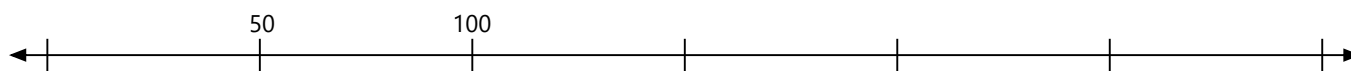
1. 165, 10, 80, 20, 50, 175, 145, 45, 125, 15



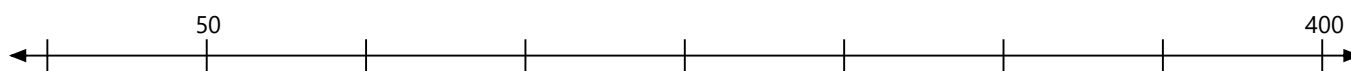
2. 220, 190, 105, 205, 255, 55, 35, 335, 80, 320



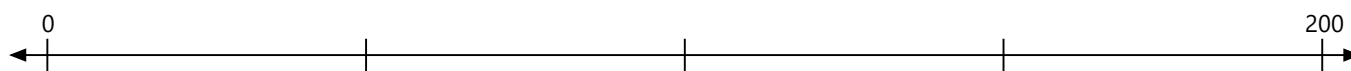
3. 75, 295, 115, 55, 180, 35, 95, 160, 130, 120




4. 325, 130, 225, 125, 175, 95, 355, 80, 340, 385



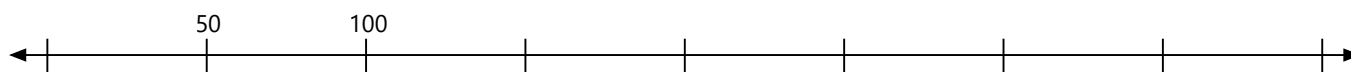
5. 40, 25, 80, 10, 30, 155, 75, 180, 110, 15




6. 105, 115, 40, 80, 55, 45, 60, 100, 145, 20



7. 285, 10, 90, 400, 265, 175, 110, 305, 250, 370



8. 175, 10, 145, 245, 75, 40, 210, 105, 45, 240



Name: _____

Date: _____

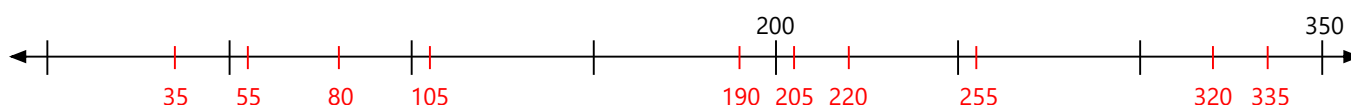
Number Line Worksheet

Identify where each set of points should be placed on the number lines below.

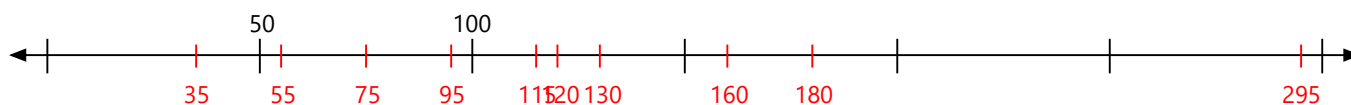
1. 165, 10, 80, 20, 50, 175, 145, 45, 125, 15



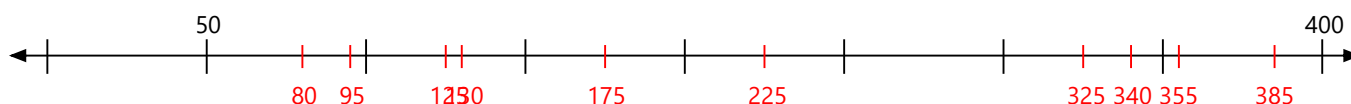
2. 220, 190, 105, 205, 255, 55, 35, 335, 80, 320



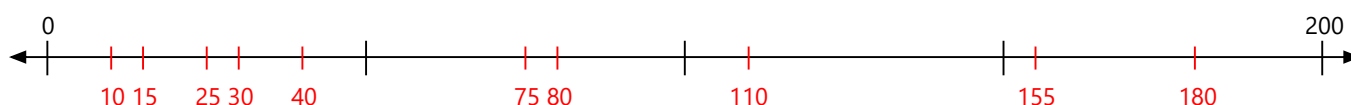
3. 75, 295, 115, 55, 180, 35, 95, 160, 130, 120



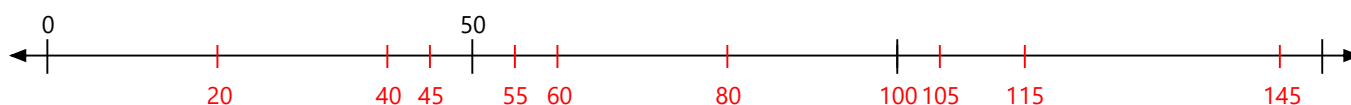
4. 325, 130, 225, 125, 175, 95, 355, 80, 340, 385



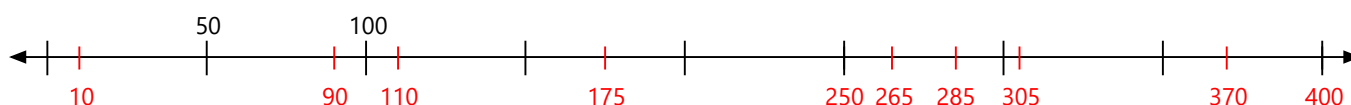
5. 40, 25, 80, 10, 30, 155, 75, 180, 110, 15



6. 105, 115, 40, 80, 55, 45, 60, 100, 145, 20



7. 285, 10, 90, 400, 265, 175, 110, 305, 250, 370



8. 175, 10, 145, 245, 75, 40, 210, 105, 45, 240

